

Hello



...say hello to your new Sky+HD Guide

Welcome to your new Sky+HD Guide

Your beautifully simple, new widescreen Sky+HD Guide makes it even easier to find, watch and record the programmes you love.

Read on to find out more. You'll also discover a quick guide that you can pull out and keep.

Everything's now on one screen

Top Menu

The quick, easy way to find your way around.

On-screen Descriptions

Once you highlight a programme or category, a short on-screen description appears giving you more information.

Middle Menu


Press **TV Guide** on your remote and you'll arrive in the Middle Menu - the orange highlight shows you where you are. From here you can scroll across to categories like 'Movies' or 'Kids'.



Mini TV

Now you can browse and watch TV at the same time. Find a programme, then press **Select** once to view it in the Mini TV, and press **Select** again to watch it full-screen.

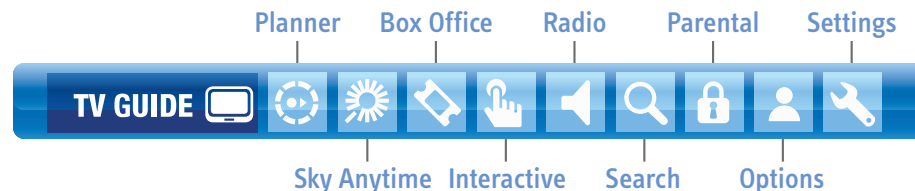
Recording and Series Link

 In the TV Guide, programmes you've set to record are now marked with a 'Record' icon. You can also set Series Link without going to the Planner.

Shortcuts

Now you'll find new coloured shortcut buttons throughout the Sky+HD Guide for quicker navigation.


Understanding Your New Top Menu



Exciting new features

Now, Next and Later




 Without interrupting what you're watching on TV, you can now see information for all programmes across all channels, up to 12 hours ahead. For example, while watching TV, press the **i** button and a banner which includes a brief programme description will appear. To get a description for later programmes, scroll along using the **Right** arrow. And to see descriptions for programmes on other channels, press the **Up** or **Down** arrows.

In addition, we have added a third programme to the banner so you can see what's on now, next and later too.

Record and Series Link



 You can now record and Series Link* at the touch of a button, without having to go to your Planner. If the programme you'd like to record is part of a series, the new Series Link prompt will ask you if you'd like to record once or record the whole series. You can set the Series Link from the TV Guide, or the Now, Next and Later banner, even while watching a programme.

We've also introduced a 'Record' icon to the TV listings to highlight programmes you've set to record.

*Series Link available on selected series.

Series Stack

PLANNER

Sky Guide 9.05pm Mo 09/02

Lost
Collapsed listing press **SELECT** for episodes
4 Episodes: 1 Viewed

ALL A-Z VIEWED RECORDED

55%

Programme	Status	Time	Channel
Lost			Sky1 HD
King Of Queens	RECORDED		ParaComedy +1
Great Artists With Tim Marlow			Sky Arts HD
24	RECORDING		Sky1 HD
Spanish Football		9.30pm	Sky Sports HD1
Casino Royale		12 10.00pm	Sky Action

● Anytime
Press **SELECT** to view

Once you've used Series Link to record a number of episodes from a selected series, it's now easier to find and manage these in your Planner. They'll be grouped together in one place under the name of the programme in a 'Series Stack'. Highlight the programme and you'll see a summary of how many episodes are in the stack and how many you've watched. Press **Select** to view the episodes.

To make it easy to see your future recordings, they still appear at the bottom of the Planner. To find them, press the **Ch+** button as soon as you enter the Planner listings.

Search

SEARCH

Sky Guide 9.05pm Mo 02/03

Title	LOST-
Genre	ALL
Sub Genre	ALL

Use number keys for first word of title, then **▼** or **SELECT**

TV GUIDE ANYTIME PLANNER

HOW TO USE SEARCH
Use the number keys to enter the first word of the programme title, for example press number button 2 once to enter 'A', twice for 'B'. To delete a letter press the left arrow button. If you don't know the programme title, search by category for example 'Movies' and sub-category, for example 'Comedy'.

● Anytime ● Planner ● TV Guide ○ Favourites

Now it's even easier to discover more of the things you're interested in, with our updated Search feature which can be found in the Top Menu.

The new full 7-day feature helps you find specific programmes – by title, genre and sub-genre (e.g. Movies: Comedy). Use the **Down** arrow to highlight 'Title', then follow the on-screen instructions, using the numbers on your remote control as if you're texting on a mobile phone.

Shortcuts & Handy Tips



Where are all my recordings?

All your recordings will be saved in the Planner as before. If you've recorded a number of episodes from a series, they'll now be in a 'Series Stack' folder under the programme name. Future recordings are still shown at the bottom of the Planner.



I can't find my way out of the TV listings

If you ever lose your way, the **Back Up** button is a real help. Simply press it to get back to the previous section and start again. Or you can press **TV Guide** to go right back to the beginning.



Shortcut to the Planner or Sky Anytime

In a hurry? Pressing the **Play** button on your remote control will take you to the most recently watched programme in either the Planner or Sky Anytime listings.



How do I page up and down?

Use the **Ch+** and **Ch-** buttons to page up and page down quickly through the list of channels in the Sky+HD Guide – just as you used the Red and Green buttons before.

Ways to use the new Mini TV

As well as continuing to watch a programme while you browse the Sky+HD Guide, you can use the Mini TV to preview a new channel, plus watch Sky Anytime trailers using the **Blue** button while you're in the Sky Anytime listings. If you'd like to view more TV listings, you can turn the Mini TV off by going to Options in the Top Menu, select Customise in the Middle Menu, then set the Mini TV Mode to 'OFF'.

Setting up and finding your favourite channels

To set up your favourite channels, go to Options in the Top Menu and scroll to Favourites. Highlight the channels you want and press **Yellow** on your remote, then **Green** to save. And to browse your favourite channels while watching a programme, press the **Blue** button repeatedly.

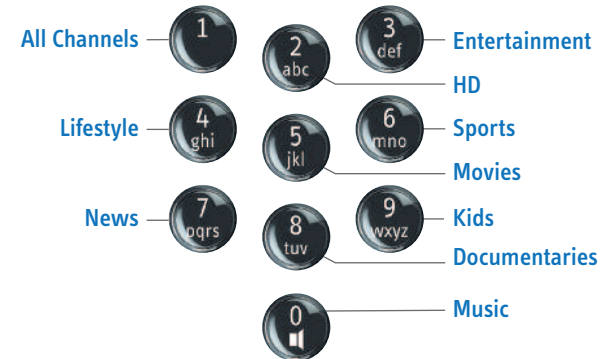


Finding Sky Anytime

We've made finding other services like Sky Anytime quick and easy – by including them in the Top Menu or via the on-screen shortcuts using the **Red** button on your remote. With Sky Anytime, you can watch a collection of the week's unmissable TV in stunning HD – all ready to watch when you are.

Still want to use numbers to navigate?

You can. The number keys are a great shortcut to get to programme genres. Press **TV Guide** and use the numbers shown below to choose a genre of programme to watch. E.g. press **3** for Entertainment and **5** for Movies.



Watch a demo

Go to **Sky Anytime** via the Red button in your TV Guide or visit sky.com/hdguide



In the unlikely event that you have any problems with your service (for example, if your new Sky+HD Guide shows incomplete programme listings or an error message) go to sky.com/hdguide

Your quick guide to the new features

Planner

All your recordings will be saved in the Planner as before. If you've recorded a number of episodes from a series, they'll now be in a 'Series Stack' folder under the programme name. Future recordings are still shown at the bottom of the Planner.

Record and Series Link

We've included an automatic prompt for you to record a series – so you don't have to go back to the Planner.



Sky Anytime

We've put Sky Anytime in the Top Menu (and as a coloured shortcut button) so it's quick and easy to find.

Mini TV

Use the Mini TV to preview programmes while browsing. Press **Select** on a programme to preview, then press it again to watch in full-screen.

Search

Go to Search in the Top Menu, press the **Down** arrow and choose one of three ways to search for a programme – the on-screen instructions will help. Or you can go to Search via one of the coloured shortcut buttons.

For a full demo go to Sky Anytime or visit sky.com/hdguide

With the new Sky+HD Guide, simply continue using your existing remote control.

Right, Left, Up and Down arrows

In the Top or Middle Menu, you can move around using the **Right** and **Left** arrows.

Use the **Up** and **Down** arrows to move between the Top and Middle Menu and TV listings.

Back Up button

Use the **Back Up** button (not the Up and Down arrows) to get back to the previous section. For example, press **Back Up** while you're browsing HD TV listings and you'll return to the HD tab in the Middle Menu.

Or use the **Back Up** button to jump up from the Middle Menu to the Top Menu.



Select button

Once you've got to where you want to be in the Sky+HD Guide, press **Select** to confirm your choice.

Ch+ and Ch- buttons

Use these to 'Page up' and 'Page down' quickly through the list of channels in the Sky+HD Guide – just as you used the Red and Green buttons before.

Shortcut to the Planner and Sky Anytime

Press **Play** on your remote and you'll be taken to the most recently watched programme in either the Planner or Sky Anytime listings.

Shortcuts

Now you will find new coloured shortcut buttons throughout the Sky+HD Guide for quicker navigation.



Sky+HD

sky.com/hdguide